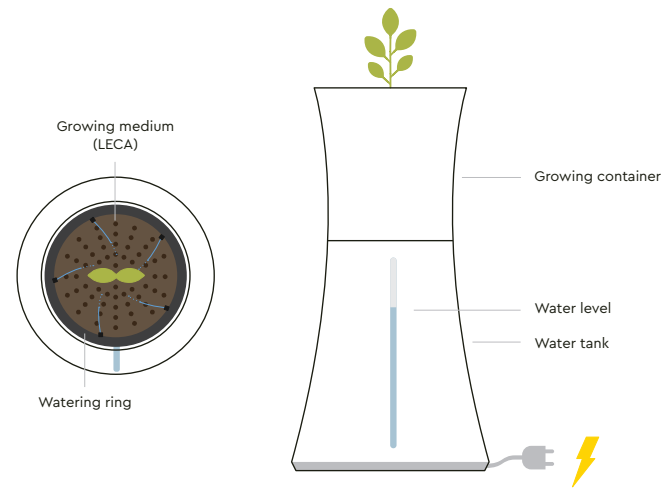
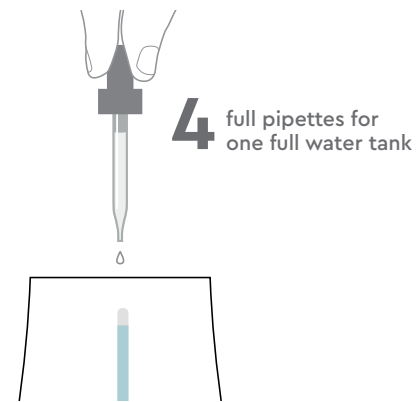


## Overview

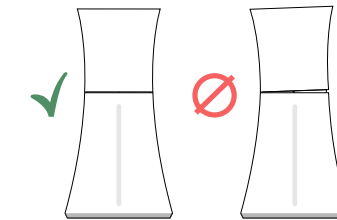



## Get started!

- 1 Remove the growing container and add four full pipettes of nutrients into the water tank.
- 2 Fill the water tank with tap water.



- 3 Fill the growing container with growing medium until it reaches the watering ring. (don't fill it above the watering ring)
- 4 Rinse the dust from the growing medium by pouring tap water in the growing container. Let the water drain from the bottom down into a sink. (this only needs to be done when using the growing medium for the first time)



- 5 Put the growing container back on the water tank. Make sure it is positioned right and that the growing container is not tilted.
- 6 Plant seeds in the growing container and make sure they are covered by the growing medium.
- 7 Connect the adapter to an electrical outlet. Botanium will then water the medium every 3rd hour.  
You have now become an urban gardener!

## Maintenance

- Refill the tank when the water level gets low. Make sure to always add nutrients (4 full pipettes/1 full water tank) to the water when refilling.
- Every other month, pour out all of the old water and rinse the inside of the water tank.
- If the roots grow past the bottom of the grow container, cut or pull off the root parts that extend past the container.
- If you grow tomatoes, chili or any fruiting plant – dose 4 full pipettes per full water tank as soon as flowers appear.

Find growing guides and FAQs:  
[botanium.se/growingguide](http://botanium.se/growingguide)

## Tips

- Put your Botanium in a window with lots of light. If you have less than 10 hours of daylight per day, put it under a lamp. (for more information on what kind of light to use, visit [botanium.se/growingguide](http://botanium.se/growingguide))
- If you have very hard water where you live, consider using cleaner water from another source.
- ONLY use Botanium nutrients or hydroponic nutrients. Using fertilizers for soil might damage the pump.
- To make the water last longer when you're travelling, remove your Botanium from sun or strong light while you are away.
- Never use soil in your Botanium. The roots will drown and you'll kill the plant. *Don't kill plants.*



[www.botanium.se](http://www.botanium.se)

  
**BOTANIUM**  
Grow edible greens, fast and effortlessly

**QUICK START GUIDE**